

# KENWOOD K-8 CENTER

## PARENT TESTING INFORMATIONAL & DATA NIGHT



**February 26, 2025**

**Principal: Mrs. Olu**

**Assistant Principal: Dr. Quintero**

WELCOME  
PARENTS  
AND  
GUARDIANS!

PARENT PORTAL


F.A.S.T. LITERACY CHEAT SHEET


I-READY DIAGNOSTIC



# ACCESS TO THE FAMILY PORTAL

View student's test results

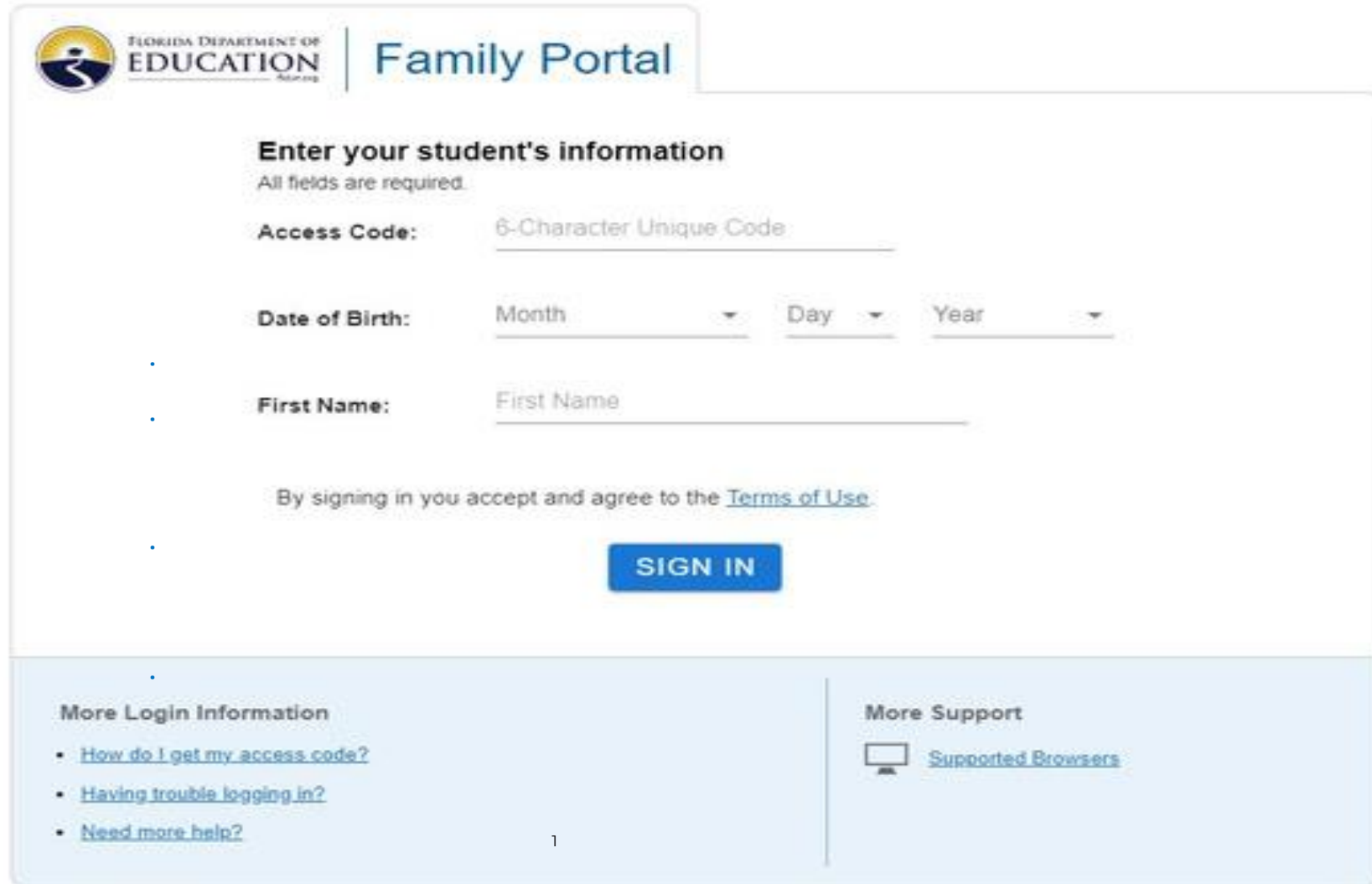





The Florida Department of Education's Family Portal allows students and their families to view test results. The Family Portal displays the student's most recent test results on the homepage. Families can select "view all tests" to view all the student's test results. Families can also view their students Individual Score Report (ISR) with quick access to Interpretative Guides, Glossary, and Frequently Askes Questions.

Access the Florida Statewide Assessment Portal:  
<https://fl-familyportal.cambiumast.com/#/>

Type student's unique six-digit access code (available on the M-DCPS Student Portal); student's date of birth; student's first name and Sign In.



The screenshot shows the 'Family Portal' sign-in page for the Florida Department of Education. The page features a header with the department's logo and name, followed by the title 'Family Portal'. Below this is a section titled 'Enter your student's information' with a note that 'All fields are required.' The form includes three input fields: 'Access Code' (with a placeholder '6-Character Unique Code'), 'Date of Birth' (with dropdown menus for 'Month', 'Day', and 'Year'), and 'First Name' (with a placeholder 'First Name'). A blue 'SIGN IN' button is positioned below the form. At the bottom, there are two columns of links: 'More Login Information' with links for 'How do I get my access code?', 'Having trouble logging in?', and 'Need more help?'; and 'More Support' with a link for 'Supported Browsers' accompanied by a computer monitor icon.

 FLORIDA DEPARTMENT OF  
**EDUCATION**  
fldoe.org | **Family Portal**

**Enter your student's information**  
All fields are required.

**Access Code:**

**Date of Birth:**

**First Name:**


By signing in you accept and agree to the [Terms of Use](#).

**SIGN IN**

**More Login Information**

- [How do I get my access code?](#)
- [Having trouble logging in?](#)
- [Need more help?](#)

**More Support**

 [Supported Browsers](#)



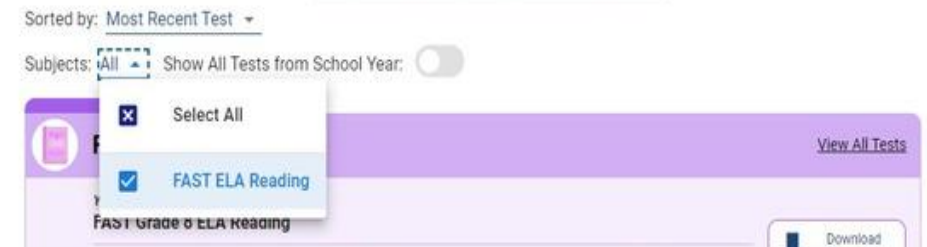
Select the School Year drop-down menu to view test results from prior years.



Sort by Most Recent Test or Subject:



Subjects & Show All Tests from School Year



# F.A.S.T. SCORES

- Please note students who score less than a 3 will be:
  - Elementary (1<sup>st</sup>-5<sup>th</sup> grade)- placed in Intervention
  - Middle school (6<sup>th</sup>-8<sup>th</sup> grade)- placed in Intensive Reading



## DID YOU KNOW?

**PRO TIP:** *The lowest score in Level 3 is the passing score for each assessment.*

## ACHIEVEMENT LEVELS



### INADEQUATE:

Highly likely to need substantial support for the next grade.

Low Level 1  
(1.1)

Mid Level 1  
(1.2)

High Level 1  
(1.3)



### BELOW SATISFACTORY:

Likely to need substantial support for the next grade

Low Level 2  
(2.1)

High Level 2  
(2.2)



### SATISFACTORY:

Likely to need substantial support for the next grade



### PROFICIENT:

Likely to excel in the next grade



### MASTERY:

Highly likely to excel in the next grade

# I-READY DIAGNOSTICS



## Wondering if your students will achieve proficiency on your state tests?

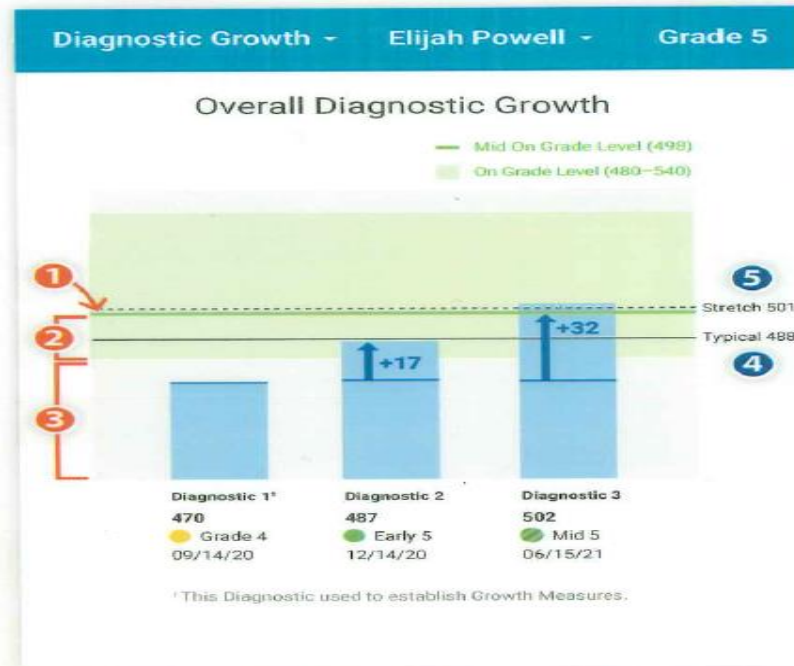
Based on extensive research from throughout the country, the best way to determine if a student is likely to achieve proficiency is to look at metrics for proficiency and growth together. Proficiency gives everyone the same destination, and personalized growth goals help each student achieve proficiency in time.

Reports from *i-Ready Diagnostic* place these metrics side by side, making it quick and easy for educators to make this determination for each student and help those lagging behind get there eventually.

### Proficiency

- 1 Students who reach Mid On Grade Level (i.e., the green line) have a **high likelihood of proficiency** on the state test.
- 2 Students who reach Early On Grade Level (i.e., the light green band below the green line) have a **lower likelihood of proficiency** on the state test, but they may still achieve proficiency.
- 3 Students who are One Grade Level Below or lower (i.e., the gray band) **likely need additional support to achieve proficiency** on the state test, and they may not achieve proficiency for one or more years.

### *i-Ready Diagnostic Student Growth Report*



### Growth

- 4 **Typical Growth (i.e., the solid gray line):** This growth measure allows you to see how a student is growing compared to average student growth at the same grade and placement level.
- 5 **Stretch Growth (i.e., the dotted gray line):** Students who are further behind have larger growth benchmarks to catch them up, and it will likely take more than one year for many students to achieve proficiency.



# I-READY SCALE SCORES READING

	Emerging K	Grade K	Grade 1	Grade 2	Grade 3	Grade 4	Grade 5	Grade 6	Grade 7	Grade 8	Grade 9	Grade 10	Grade 11	Grade 12
Grade K	100-361	362-395 396-423 424-479	480-536	537-560	561-800									
Grade 1	100-346	347-433	434-457 458-479 480-536	537-560	561-602	603-800								
Grade 2		100-418	419-488	489-512 513-536 537-560	561-602	603-629	630-800							
Grade 3		100-418	419-473	474-510	511-544 545-560 561-602	603-629	630-640	641-800						
Grade 4		100-418	419-473	474-495	496-556	557-578 579-602 603-629	630-640	641-653	654-800					
Grade 5		100-418	419-473	474-495	496-541	542-580	581-608 609-629 630-640	641-653	654-669	670-800				
Grade 6		100-418	419-473	474-495	496-541	542-565	566-597	598-615 616-640 641-653	654-669	670-684	685-800			
Grade 7		100-418	419-473	474-495	496-541	542-565	566-582	583-608	609-631 632-653 654-669	670-684	685-703	704-800		
Grade 8		100-418	419-473	474-495	496-541	542-565	566-582	583-593	594-619	620-641 642-669 670-684	685-703	704-723	724-800	
Grade 9		100-418	419-473	474-495	496-541	542-565	566-582	583-593	594-604	605-639	640-660 661-684 685-703	704-723	724-735	736-800
Grade 10		100-418	419-473	474-495	496-541	542-565	566-582	583-593	594-604	605-624	625-651	652-672 673-703 704-723	724-735	736-800
Grade 11		100-418	419-473	474-495	496-541	542-565	566-582	583-593	594-604	605-624	625-636	637-659	660-691 692-723 724-735	736-800
Grade 12		100-418	419-473	474-495	496-541	542-565	566-582	583-593	594-604	605-624	625-636	637-644	645-667	668-703 704-735 736-800



# I-READY SCALE SCORES MATH

	Emerging K	Grade K	Grade 1	Grade 2	Grade 3	Grade 4	Grade 5	Grade 6	Grade 7	Grade 8	Grade 9	Grade 10	Grade 11	Grade 12
Grade K	100-361	362-372 373-411 412-448	449-472	473-498	499-800									
Grade 1	100-346	347-401	402-412 413-448 449-472	473-498	499-516	517-800								
Grade 2		100-386	387-427	428-440 441-472 473-498	499-516	517-526	527-800							
Grade 3		100-386	387-412	413-448	449-463 464-498 499-516	517-526	527-540	541-800						
Grade 4		100-386	387-412	413-433	434-464	465-481 482-516 517-526	527-540	541-564	565-800					
Grade 5		100-386	387-412	413-433	434-449	450-479	480-497 498-526 527-540	541-564	565-574	575-800				
Grade 6		100-386	387-412	413-433	434-449	450-464	465-494	495-513 514-540 541-564	565-574	575-585	586-800			
Grade 7		100-386	387-412	413-433	434-449	450-464	465-479	480-507	508-530 531-564 565-574	575-585	586-598	599-800		
Grade 8		100-386	387-412	413-433	434-449	450-464	465-479	480-492	493-517	518-540 541-574 575-585	586-598	599-610	611-800	
Grade 9		100-386	387-412	413-433	434-449	450-464	465-479	480-492	493-502	503-514	515-555 556-585 586-598	599-610	611-629	630-800
Grade 10		100-386	387-412	413-433	434-449	450-464	465-479	480-492	493-502	503-514	515-555	556-585 586-598 599-610	611-629	630-800
Grade 11		100-386	387-412	413-433	434-449	450-464	465-479	480-492	493-502	503-514	515-540	541-563	564-589 590-610 611-629	630-800
Grade 12		100-386	387-412	413-433	434-449	450-464	465-479	480-492	493-502	503-514	515-540	541-548	549-571	572-601 602-629 630-800



# KENWOOD K-8 CENTER PM3 TESTING CALENDAR



## APRIL

MONDAY	TUESDAY	WEDNESDAY	THURSDAY	FRIDAY
	1	2	3 4G WRITING	4 5G WRITING
7 6-8G WRITING	8 4-8 WRITING MAKE UPS	9 4-8 WRITING MAKE UPS	10 4-8 WRITING MAKE UPS	11 4-8 WRITING MAKE UPS
14	15	16	17	18 TEACHER PLANNING DAY
21 K Math	22 K Math	23 1G Math	24 TAKE A CHILD TO WORK DAY & BEYOND	25 2G Math
28 K Reading	29 K Reading	30 1G Reading		

# TESTING DATES



# KENWOOD K-8 CENTER

## PM3 TESTING CALENDAR



May 2025

MONDAY	TUESDAY	WEDNESDAY	THURSDAY	FRIDAY
			1 2G Reading	2 3G Math
5 5G Math	6 6-8G Math	7 K-2 Make ups	8 4G Math	9 3-8G Make ups
12 5G Reading	13 3G Reading	14 3-8G Make ups	15 4G Reading	16 6-8G Reading
19 5,8 Science	20 3G Alternate Assessment	21 3-8G Make ups	22 NO TESTING	23 Algebra & Civics
26 LEGAL HOLIDAY	27 3-4, 6-8 Make ups	28 3-7 Make ups	29 3-5, 8G Make ups	30 LAST DAY FOR ALL MAKEUPS



# TESTING DATES





---

## Assisting Students with Disabilities

---



ACCOMMODATIONS  
FOR IEP AND 504 PLAN

# ACCOMMODATIONS FOR IEP AND 504 PLAN

Accommodations are important for students with disabilities. Students use accommodations to increase, maintain or improve academic performance.

Accommodations are based on the student's needs and documented in an IEP or Section 504 plan.

Accommodations can be provided in four areas:

- Presentation—how students receive information,
- Responding—how students show what they know,
- Setting—how the environment is made accessible for instruction and assessment, and
- Scheduling—how time demands and schedules may be adjusted.

# WHAT IS TEST ANXIETY & HOW TO HELP

## What is Test Anxiety?

- Feeling nervous, worried, or scared about tests.
- **Signs:** Stomachaches, headaches, sweaty hands, feeling afraid of failing.

## Ways to Help Your Child:

- 1. Practice Early:** Do practice tests to help your child feel ready.
- 2. Practice Relaxation Techniques:** Deep breathing, positive affirmations, or taking short breaks during study sessions.
- 3. Create a Quiet Study Place:** A calm space with no distractions.
- 4. Focus on Effort, Not Perfection:** Praise your child's hard work, not just the score.
- 5. Encourage Positive Thinking:** Help your child say, "I can do my best!"



# ENCOURAGING CONFIDENCE & WHEN TO GET HELP

- **Build Confidence:**
  - **Celebrate Progress:** Recognize small improvements, not just perfect scores.
  - **Growth Mindset:** Tell your child, “Mistakes help me learn and grow.”
  - **Set Small Goals:** Break big tasks into smaller steps.
- **When to Get Help:**
  - If anxiety makes daily life or school harder, talk to a healthcare professional.
  - For more guidance, reach out to your child’s teacher or school counselor.





# STUDENT BEST PRACTICES



Get a good night's rest



Eat a breakfast to fuel the brain and the body



Arrive on time



Try your best





THANK YOU FOR  
COMING!